

19" DYNAmic

Free Standing Cabinets



Width: 600 mm
Depth: 600 mm

Static Load Capacity Standard
Configuration: 600 kgs.

Static Load Capacity Enhanced (E)
Configuration: Up to 1000 kgs.

U Height: 12U, 16U, 20U, 22U, 26U,
32U, 36U, 39U, 42U, 45U, 47U
Standards and Compliances:



ISO 9001
Quality Management System

EN 61587-1
Mechanical Structures for
Electronic Equipment
IEC 297-1, 19" Mounting
IEC 297-2 Overall Cabinet Dimensions
EN/IEC 60529- IP20 Ingress Protection
performance
EN/IEC 62262- IK07 Mechanical
Impact Resistance
CE conform to



EN 60950-1 Information Technology
Equipment, Safety, Part-1: General
Requirement EN IEC 62368-1
Audio/Video, Information and
Communication Technology Equipment
Part 1: Safety requirements
UL listed to



UL 2416, Outline of Investigation for
Audio/Video, Information and
Communication Technology Equipment
Cabinet, Enclosure and Rack Systems;
UL 60950-1 and CSA C22.2 NO. 60950-
1-07, Information Technology
Equipment Safety Part 1: General
Requirements
Environment Friendly;



ISO 14001 Environmental
Management System
RoHS compliancy
%100 Recyclable Material

Standard Color:



RAL 7035 Light Grey



RAL 9005 Black



DYNAmic Series Networking Enclosures, with 19" w:600 mm
and d:600 mm physical sizes, with max internal usable depth
and 11 different height, gives a wide selection chart for users.

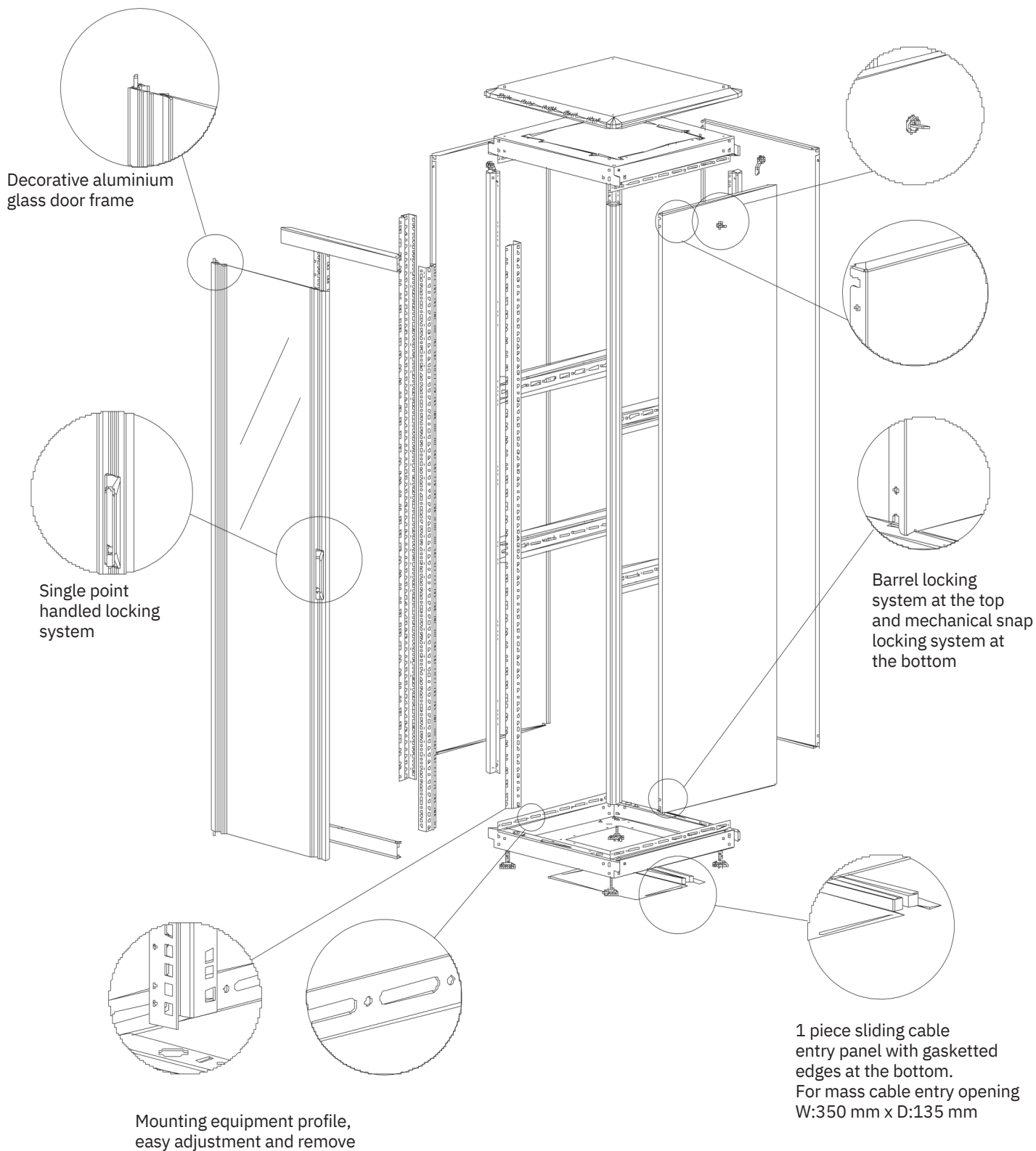
Please see door options in page 5 and 6.

19" DYNAmic

Free Standing Cabinets

Exploded View

Width: 600 mm
Depth: 600 mm

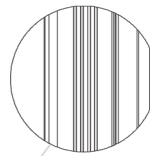
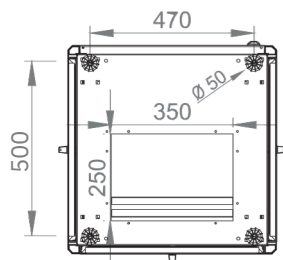


19" DYNAmic

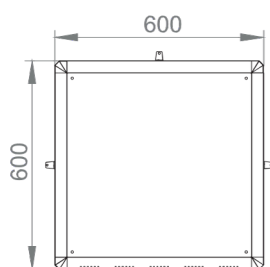

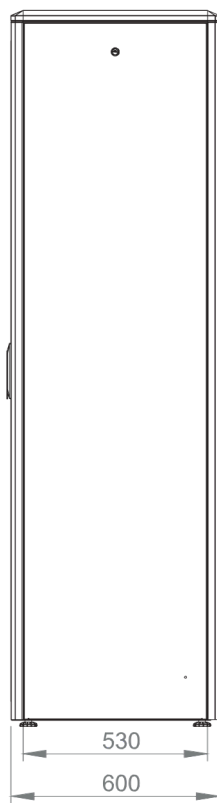
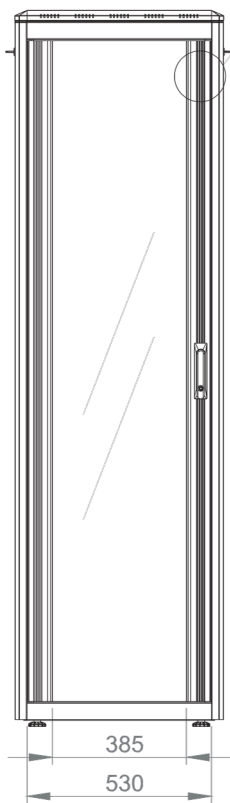
Free Standing Cabinets

Construction Drawings

Width: 600 mm
Depth: 600 mm



Detail view

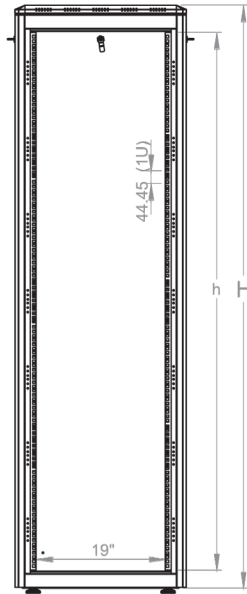


19" DYNAmic

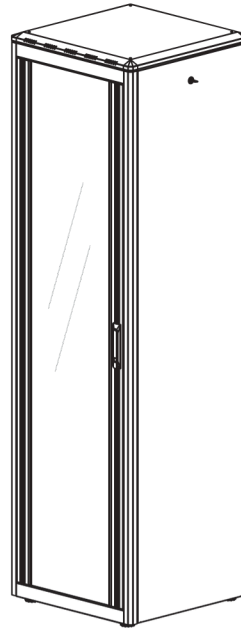
Free Standing Cabinets

Construction Drawings

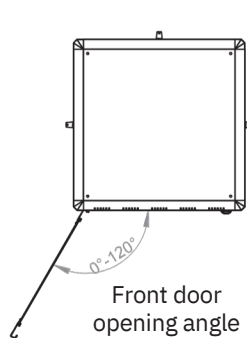
Width: 600 mm
Depth: 600 mm



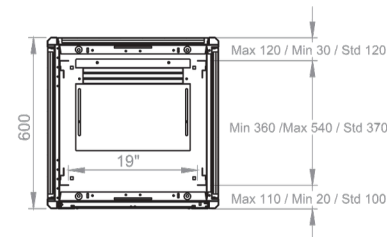
Dimensions in width and height



Isometric view



Front door opening angle



Max/std/min equipment mounting distance

	h	H
12U	533 mm	720 mm
16U	711 mm	898 mm
20U	889 mm	1076 mm
22U	978 mm	1164 mm
26U	1155 mm	1342 mm
32U	1422 mm	1609 mm
36U	1600 mm	1787 mm
39U	1733 mm	1920 mm
42U	1867 mm	2053 mm
45U	2000 mm	2187 mm
47U	2089 mm	2276 mm

19" DYNAmic Series Free Standing Cabinets W=600 mm D=600 mm

Product Number***	Product Description	Size WxDxH mm	h Size in U	h in mm	*H mm, overall without feet and/or castor	Width Overall mm	Width Rail to Rail	Depth Overall mm	**Depth Shipping Conf. Rail to Rail mm	QTY IN PACKAGE	PACKING DIMENSIONS WxDxH mm	Standard NET Weight of Product kgs	Product kgs Gross Weight of	QTY IN PALLET	PALLET DIMENSIONS WxDxH mm	Pallet Weight kgs
LN-FS12U6060-CC-BAAA	12U 19" Free Standing Cabinet W=600 mm D=600 mm	600x600x720	12U	533	720	600	19"	600	370	1	680x680x850	35,7	42,9	2	680x680x1700	85,8
LN-FS16U6060-CC-BAAA	16U 19" Free Standing Cabinet W=600 mm D=600 mm	600x600x898	16U	711	898	600	19"	600	370	1	680x680x1020	40,9	48,5	2	680x680x2076	97
LN-FS20U6060-CC-BAAA	20U 19" Free Standing Cabinet W=600 mm D=600 mm	600x600x1076	20U	889	1076	600	19"	600	370	1	680x680x1216	45,2	53,2	2	680x680x2432	106,4
LN-FS22U6060-CC-BAAA	22U 19" Free Standing Cabinet W=600 mm D=600 mm	600x600x1164	22U	978	1164	600	19"	600	370	1	680x680x1305	47,9	56,1	2	680x680x2608	112,2
LN-FS26U6060-CC-BAAA	26U 19" Free Standing Cabinet W=600 mm D=600 mm	600x600x1342	26U	1155	1342	600	19"	600	370	1	680x680x1482	52,7	61,3	1	680x680x1482	61,3
LN-FS32U6060-CC-BAAA	32U 19" Free Standing Cabinet W=600 mm D=600 mm	600x600x1609	32U	1422	1609	600	19"	600	370	1	680x680x1749	60,9	70	1	680x680x1749	70
LN-FS36U6060-CC-BAAA	36U 19" Free Standing Cabinet W=600 mm D=600 mm	600x600x1787	36U	1600	1787	600	19"	600	370	1	680x680x1927	66,3	75,5	1	680x680x1927	75,9
LN-FS39U6060-CC-BAAA	39U 19" Free Standing Cabinet W=600 mm D=600 mm	600x600x1920	39U	1733	1920	600	19"	600	370	1	680x680x2063	69,6	79,7	1	680x680x2063	79,5
LN-FS42U6060-CC-BAAA	42U 19" Free Standing Cabinet W=600 mm D=600 mm	600x600x2053	42U	1867	2053	600	19"	600	370	1	680x680x2193	73,7	83,9	1	680x680x2193	83,9
LN-FS45U6060-CC-BAAA	45U 19" Free Standing Cabinet W=600 mm D=600 mm	600x600x2187	45U	2000	2187	600	19"	600	370	1	680x680x2327	77,3	87,8	1	680x680x2327	87,8
LN-FS47U6060-CC-BAAA	47U 19" Free Standing Cabinet W=600 mm D=600 mm	600x600x2276	47U	2089	2276	600	19"	600	370	1	680x680x2416	81,3	91,8	1	680x680x2416	91,8

* Please add 30 mm to H mm once used with leveling feet, add 80 mm to H mm once used with castor set.

** See min and max adjustable depth variations on drawings.

*** CC= LG for Light Grey RAL 7035 & BL for Black RAL 9005 for customers to define while ordering, for "BAAA" selection please see the door options.

*** Cabinet nominal load capacity is 600 kgs. as per UL 2416 safety mark. However project case we configure the rack up to 1000 kgs. of load capacity with additional suport barsticker 19" rails with 2 mm thickness, please add E (Enhanced notification defining load capacity requirement is up to 1000 kgs.) at the end of part number. Example LN-FS42U6060-BL-BAAA-E.

19" DYNAmic

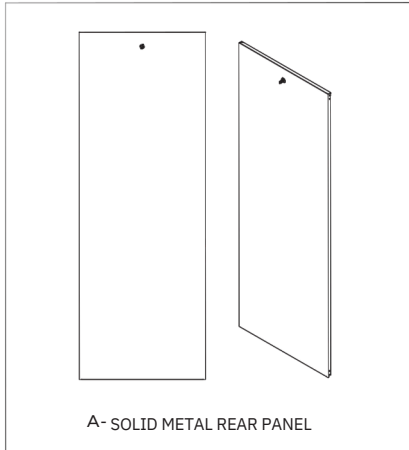
Free Standing Cabinets

Door Options

Width: 600 mm
Depth: 600 mm

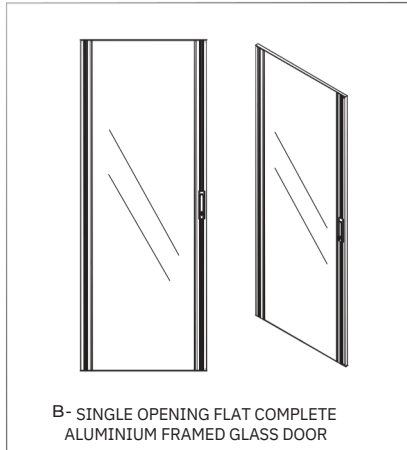
FRONT ❌

REAR ✔️



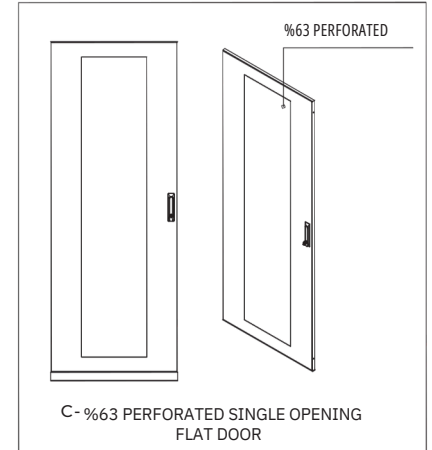
FRONT ✔️

REAR ❌



FRONT ✔️

REAR ✔️



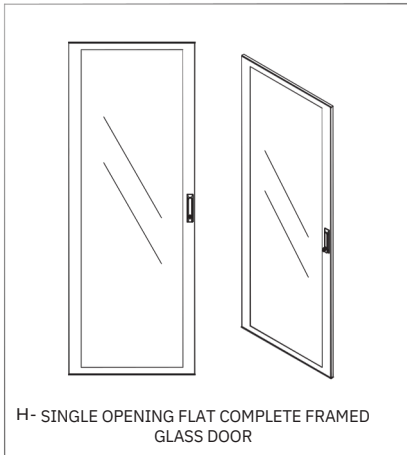
FRONT ✔️

REAR ✔️



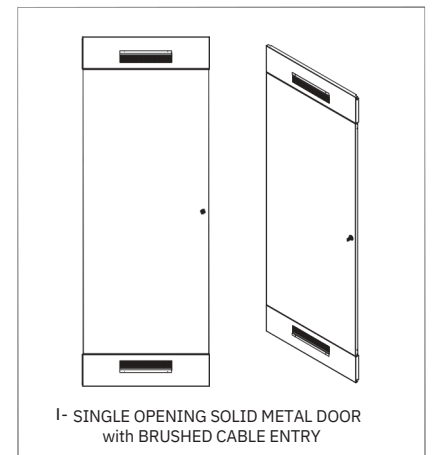
FRONT ✔️

REAR ❌



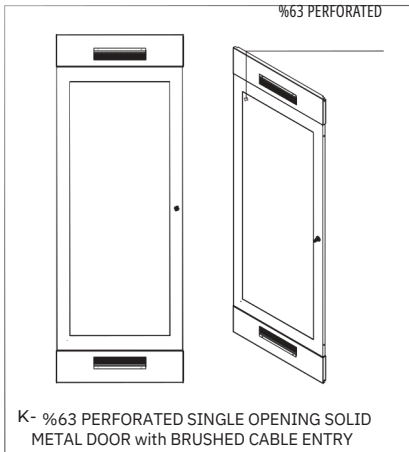
FRONT ❌

REAR ✔️



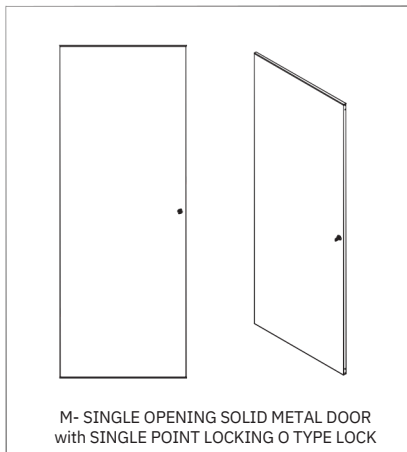
FRONT ❌

REAR ✔️



FRONT ❌

REAR ✔️



FRONT ✔️

REAR ✔️

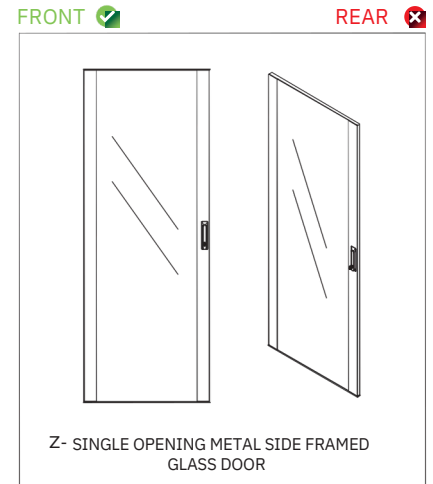
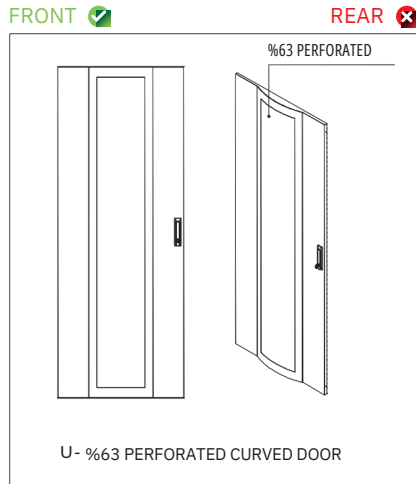


19" DYNAmic

Free Standing Cabinets

Door Options

Width: 600 mm
Depth: 600 mm



DYNAmic Free Standing Cabinet W=600 mm D=600 mm All Heights FRONT DOOR Options	DYNAmic Free Standing Cabinet W=600 mm D=600 mm All Heights REAR DOOR Options	DYNAmic Free Standing Cabinet W=600 mm D=600 mm All Heights SIDE PANEL Options
B Single opening flat complete aluminium framed glass door C %63 perforated single opening flat door D Single opening solid metal door H Single opening flat complete framed glass door S %80 perforated single opening door U %63 perforated curved door Y %80 perforated curved door Z Single opening metal side framed glass door	A Solid metal rear panel C %63 perforated single opening flat door D Single opening solid metal door I Single opening solid metal door with brushed cable entry K %63 perforated single opening solid metal door with brushed cable entry M Single opening solid metal door with header compatible S %80 perforated single opening door	AA Both sides equipped with standard side panels A0 One side panel on cabinet 00 No side panels on cabinet
LN-AA - XXU - WW - DD - CC - (E optional)		0 0 00
LN: Corporate codification beginning letters mentioning Lande in Short Format as LN AA: Family group of enclosure; FS for networking enclosures range XX: Numeric character defining the height of enclosures, depending on model differences between 12 to 47 to be selected from price list, website or catalogue U: U height alphanumeric notation, concrete (non editable- fixed character) WW: The first 2 digits of the width info, 60 for W=600 mm cabinets DD: The first 2 digits of the depth info, 60 for D=600 mm cabinets CC: Color code, LG for Light Grey RAL 7035, BL for Black RAL 9005 E: Optional code extension for enhanced static load capacity up to 1000 kgs.		<div> C-D-H-S-U-Y-Z options, unless defined B type door will be in shipping configuration. </div> <div> C-D-I-K-M-S options, unless defined A type door will be in shipping configuration. </div> <div> AA both sides equipped with standard side panels A0 one side panel on cabinet 00 no side panels on cabinet. </div>

