

19" NETbox SOHO Network Wall Mounting Cabinets

Load Capacity: 80 kgs.

1 Available U Height: 07U for D: 300 mm
3 Different U Heights: 07U, 09U, 12U
for D: 400/500/600 mm

Standards and Compliances:



ISO 9001
Quality Management System
EN 61587-1
Mechanical Structures for
Electronic Equipment
EN IEC 60297, 19" Mounting
EN IEC 60917 Overall Cabinet
Dimensions
EN/IEC 60529 - IP20 Ingress Protection
performance
EN/IEC 62262 - IK07 Mechanical
Impact Resistance
EIA/ ECA-310 (D/E) 19" 482,6 mm
and U 44,45 mm Height Sizing



CE conform to
EN 60950-1
Information Technology
Equipment, Safety,
Part-1: General Requirement
EN IEC 62368-1 Audio/Video, Information
and Communication Technology Equipment
Part 1: Safety requirements



UL listed to
UL 2416, Outline of Investigation for
Audio/Video, Information and
Communication Technology Equipment
Cabinet, Enclosure and Rack
Systems; UL 60950-1 and CSA C22.2
NO. 60950-1-07, Information Technology
Equipment Safety
Part 1: General Requirements
Environment Friendly;
ISO 14001 Environmental
Management System
RoHS compliancy
%100 Recyclable Material



Standard Colors:



RAL 7035 Light Grey



RAL 9005 Black



7U, 9U, 12U Heights
D300/400 mm
Printed Box



7U, 9U, 12U Heights
D500/600 mm
Neutral White Box



NETbox SOHO Series Wall Mounting Networking Enclosures, with 19" w:540 mm and d:300/400/500/600 mm physical sizes, with less depth need in very efficient cost scheme and logistics, and 3 different height for D:400/500/600 mm, gives a choice of selection chart for users. D:300 mm is available at 7U Height where just simple Networking distribution to be operated.

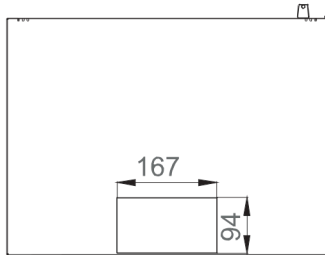
All Lande 19" NETbox SOHO Wall cabinets are being delivered as a single piece flat pack enclosure, with standard factory settings.

For door and panel variations, please see door options in page 8.

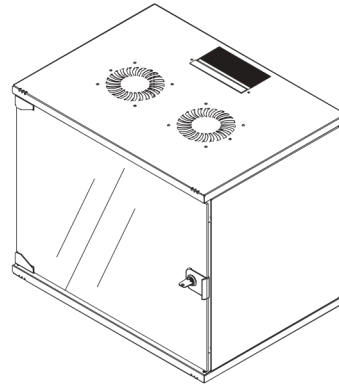
19" NETbox SOHO Network Wall Mounting Cabinets

Construction Drawing

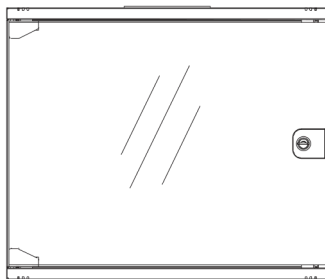
Width: 540 mm
Depth: 300 mm
400 mm



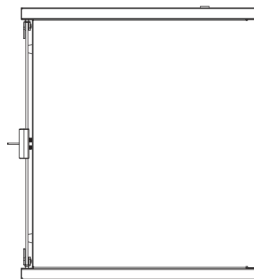
Bottom view



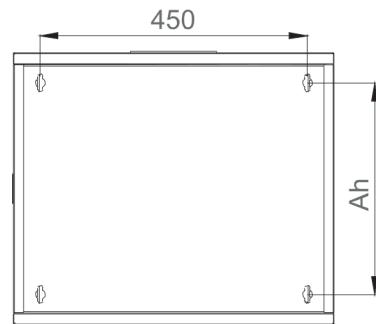
Isometric view



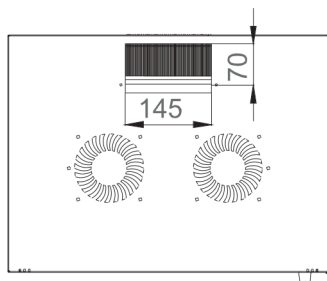
Front view



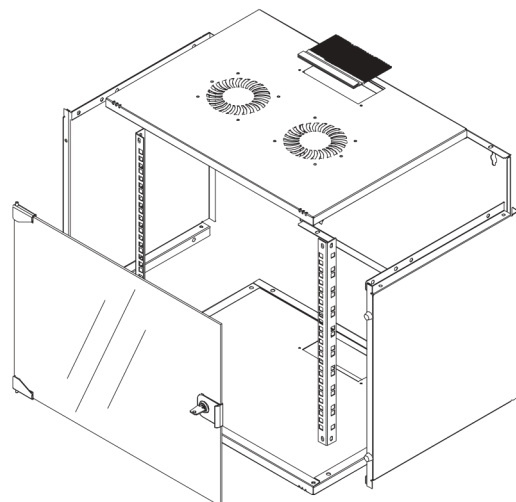
Side view



Rear view



Top view

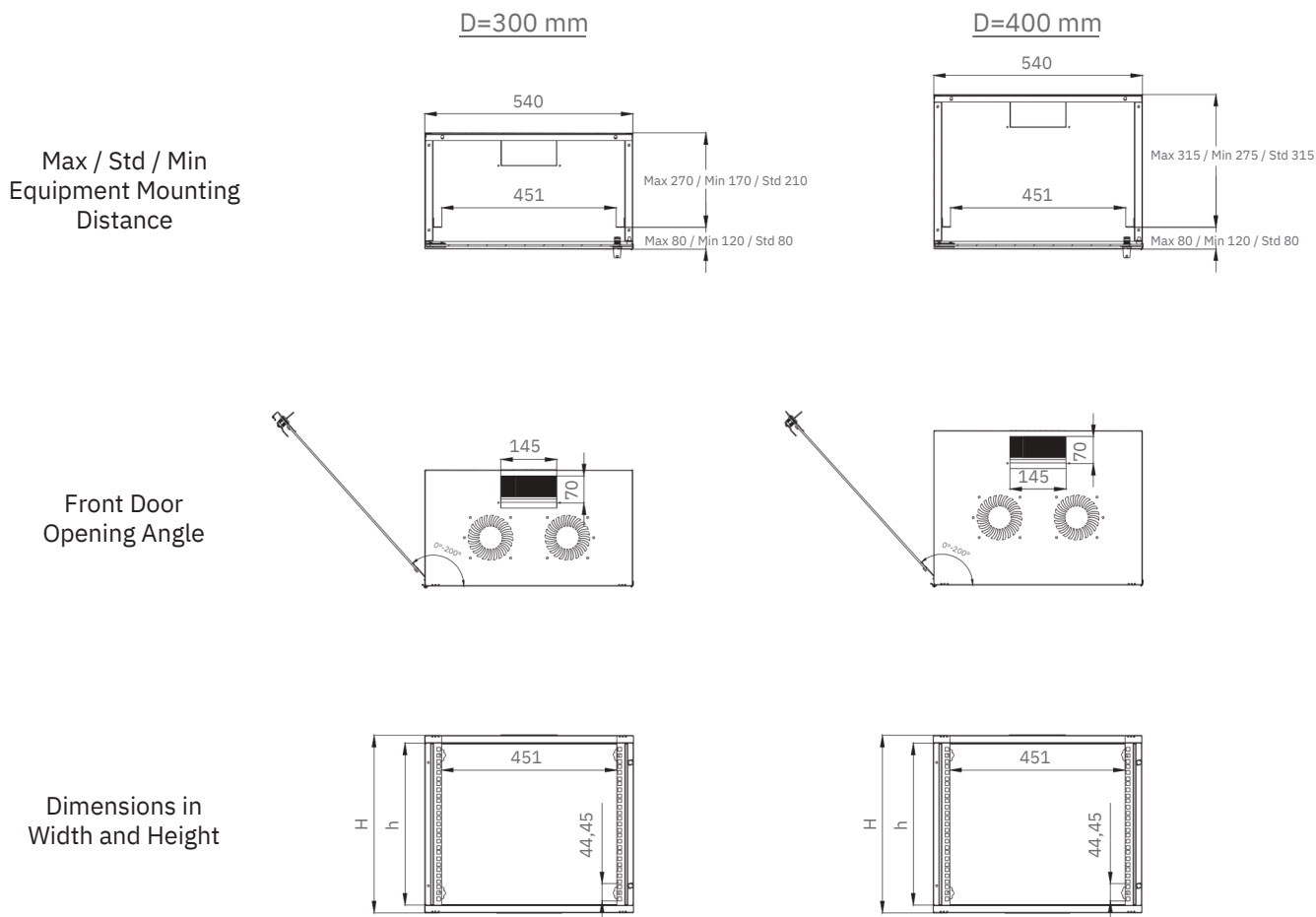


Exploded view

19" NETbox SOHO Network Wall Mounting Cabinets

Construction Drawing

Width: 540 mm
Depth: 300 mm
400 mm



19" NETbox SOHO Series Wall Mounting Cabinets W=540 mm D=300/400 mm

*** Product Number	Product Description	Size WxDxH mm	h Size in U	h in mm	feet and/or castor H mm, overall without h mm	Ah Wall Mounting	Width Overall mm	Width Rail to Rear Door	Depth Overall mm	*Depth Shipping Conf. Rail to Rear Panel mm	QTY IN PACKAGE	PACKING DIMENSIONS WxDxH mm	Standard NET Weight of Product kgs	Product kgs Gross Weight of	QTY IN PALLET	PALLET DIMENSIONS WxDxH mm	Pallet Weight kgs
LN-SH07U5430-CC-F0-X	7U 19" Wall Mounting Cabinet W=540 mm D=300 mm 7U	540x300x370	7U	311	370	268	540	19	300	210	1	630x425x70	7,8	9,3	50	1165X1450X880	510
LN-SH07U5440-CC-F0-X	19" Wall Mounting Cabinet W=540 mm D=400 mm 9U	540x400x370	7U	311	370	268	540	"	400	310	1	630x425x70	9,5	10,7	50	1165X1450X880	580
LN-SH09U5440-CC-F0-X	19" Wall Mounting Cabinet W=540 mm D=400 mm 12U	540x400x460	9U	400	460	357	540	19	400	310	1	630x445x70	10,8	12,1	50	1165X1450X880	656
LN-SH12U5440-CC-F0-X	19" Wall Mounting Cabinet W=540 mm D=400 mm	540x400x595	12U	533	595	490	540	"	400	310	1	650x580x90	13,5	14,9	50	1300x1300x1290	745

* See min and max adjustable depth variations on drawings.

**CC= Color Code, LG Light Grey RAL 7035, BL Black RAL 9005 for customers to define while ordering.

*** X front door selection: customers to define while ordering, "X=0,1,2,3" configuration is defining front door structure, please see front door selection on drawings at page 8.

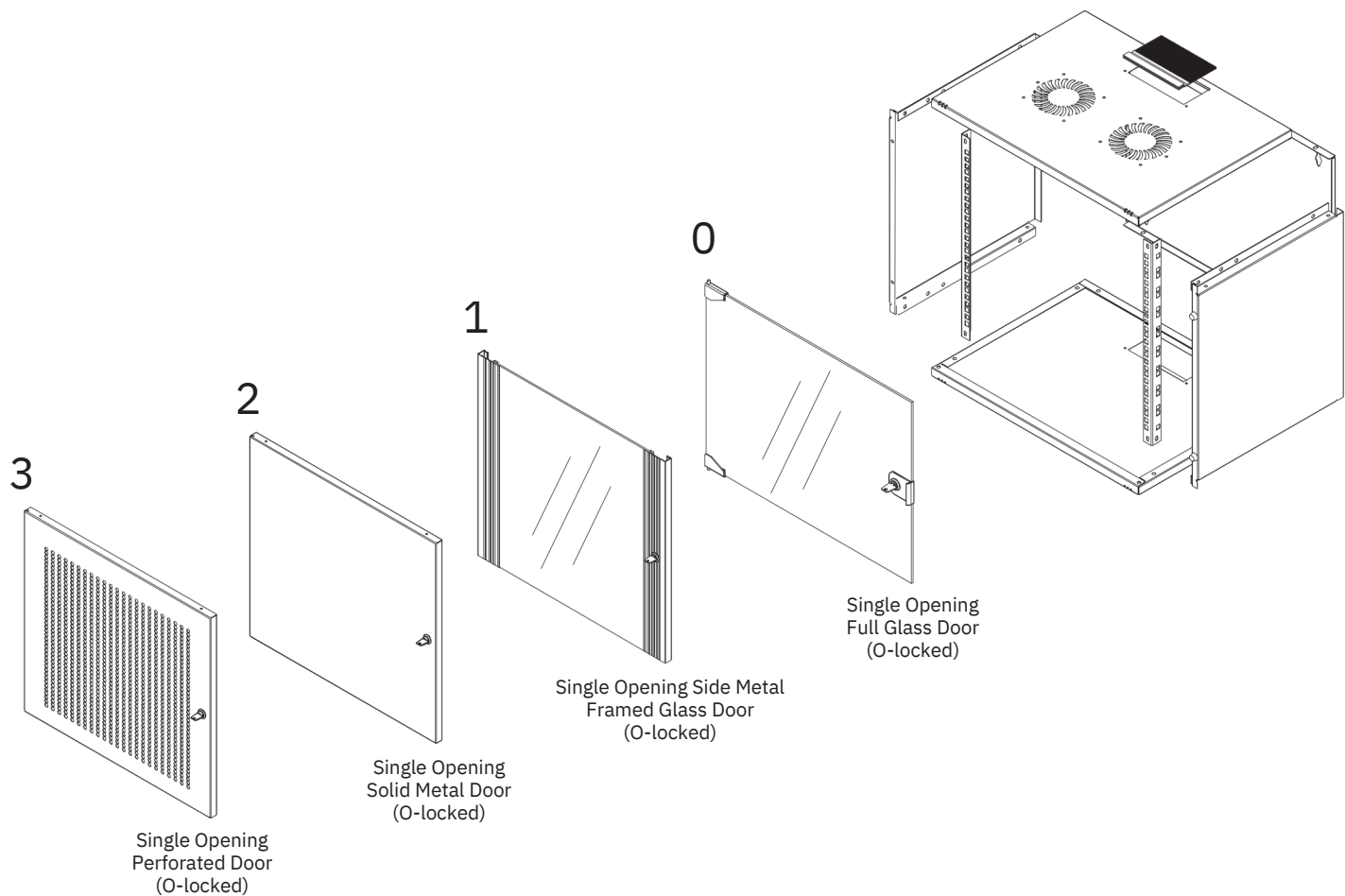
*** F= F0 notation means the delivery is in unmounted "Flat Pack" configuration standard stock is in flat pack form. If the delivery needed in assembled pack please add A0 notation.

Sample Part Number: SH07U5440-CC-A0-X

19" NETbox SOHO Network Wall Mounting Cabinets

Door Options

Width: 540 mm
Depth: 300 mm
400 mm



LN-AA _ XXU _ WW _ DD _ CC	F0/A0 0,1,2,3
<p>LN: Corporate codification beginning letters mentioning Lande in Short Format as LN</p> <p>AA: Family group of enclosure; SH for small office home office range</p> <p>XX: Numeric character defining the height of enclosures, depending on model differences between 07 to 12 to be selected from price list, website or catalogue</p> <p>U: U height alphanumeric notation, concrete (non editable- fixed character)</p> <p>WW: The first 2 digits of the width info, 54 for W=540 mm cabinets</p> <p>DD: The first 2 digits of the depth info, 30 for D=300 mm, 40 for D=400 mm, 50 for D= 500 mm, 60 for D= 600 mm cabinets.</p> <p>CC: Color code, LG for Light Grey RAL 7035, BL for Black RAL 9005</p>	<p>F0: Flat Pack</p> <p>A0: Assembled Packing</p> <p>0: Full Glass Front Door</p> <p>1: Side Metal Framed Glass Front Door</p> <p>2: Solid Metal Front Door</p> <p>3: Perforated Metal Front Door</p>